



INNOMAC[®]
machines with global innovation...



...led by innovation

PASSION

VALUES

QUALITY

INNOVATION



ABOUT US



INNOMAC, Innovative Machines, the name itself speaks.....

As an Engineering Company based at Bengaluru, that is envisioned to bring about the transformation in construction and Infrastructure industry through advanced technological Innovations leading to manufacturing of bench marking featured machines under "Make in India" concept. The company envisions to attain the first choice of customers for construction equipments through continuous research and development.

INNOMAC believes there is a need to bring innovation through technological Advancement, Research, World Class Systemisation in every product & service we deal with the prime focus of the company is on customer needs, evaluation of the current constraints and development of the appropriate solution.

INNOMAC has In-house R&D team, who constantly strive to bring their best solution for every task / product we undertake. They are equipped with the world's best software with latest versions. Each and every component are designed carefully for its metrology to suit the application needs. Each component undergoes a stiff design calculation and also goes with Finite Elements Analysis (FEA) in the Software.

INFRASTRUCTURE



INNOMAC manufacturing facility is having its factory setup on NH-4 (Tumkur Road) that has proximity to Asia's biggest industrial and manufacturing hub at Peenya Industrial Area. The factory is setup on an area of 50,000 sq.ft, and is equipped with latest machinery. IT Infrastructure, software and supported by qualified team of professional.

The Company has established Sales, Service and Spare parts network through pan India operation, (Mumbai, Pune, Delhi, NCR, Chennai, Hyderabad, Kolkata, Orissa, Kerala, Karnataka and so on.)

On top of the layer, the management team itself is from the industry with over 3 decades of experience in the field of construction equipments and has been the witness of transformation that has taken place in the Construction Segment.

Management

Rajamurthy M R - Managing Director

Rajamurthy M R, Managing Director of Innomac Engineering Industries Pvt. Ltd., a Bengaluru based and one of the fastest growing Construction Equipment Manufacturing Company. He is a Mechanical Engineer and Alumni of prestigious "UVCE - Bangalore University, having vast experience of 27 years from top Corporates like M/s Ace Designer Group, Tata Group & Spartan Industries, holding Senior Management Positions

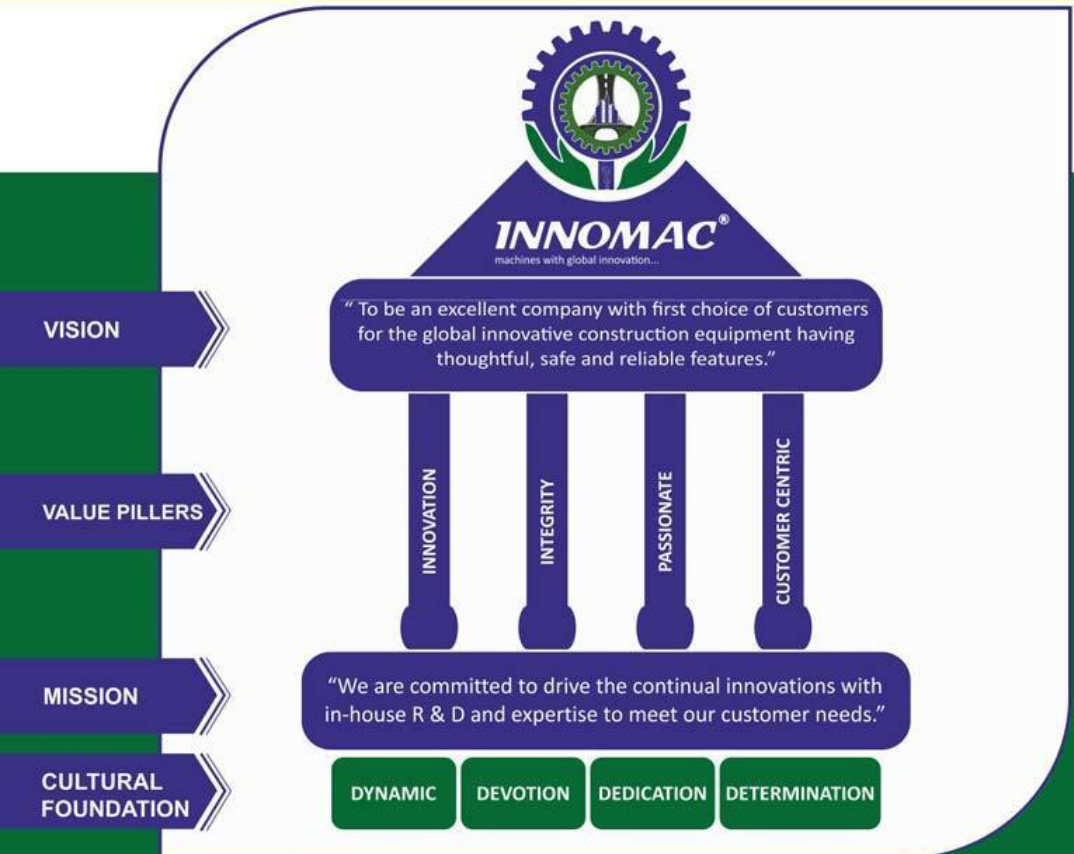
He has been Awarded for many Achievements, viz.,
"Gold Winner of Tata Business Excellence"
"Organisational Leader Award"
"Business Turn Around Award".

He is committed to Implementation and Execution of all working Methodologies, Roadmap of Company's Vision, Mission and Objectives to reach the Organisational Goals.

"Dedication, Determination and Devotion are the three Dynamics of Success"



OUR VISION, MISSION & VALUES





INNOMAC[®]
machines with global innovation...



BAR CUTTING MACHINE

INNOMAC Designs, Manufacture and supply the range of TMT Rebar Cutting Machines. Our Machines are highly efficient, safe and durable with advanced features. Quality stands first for INNOMAC and our machines reflect it in every aspect.

SPECIFICATION

Model	Model Capacity	Stroke / Min	Over all Weight (KG)	Oil Volume (Ltrs)	Over all Size (mm)
ICM 42	3.7 kw / 5.0 HP 2900 RPM	87.5	440	4.6	1105 x 580 x 880
ICM 52	3.7 kw / 5.0 HP 2900 RPM	58.5	570	5	1154 x 532 x 944
ICM 55	5.5 kw / 7.5 HP 2900 RPM	59	800	7	1280 x 780 x 1110

CAPACITY CHART

BAR CUTTING MACHINE

Model	Bars Specification	Bars Diameter in mm								
		40	36	32	25	20	16	12	10	8
ICM 42	No. of Bars- FE 500(50Kg/mm ²)	...	1	1	1	1	2	3	4	5
	No. of Bars- FE 500D(60Kg/mm ²)	1	1	1	2	3	3	4
	No. of Bars- FE 550D(70Kg/mm ²)/FE 600	1	2	3	3	4
	No. of Bars- FE 500S(78 Kg/mm ²)	1	2	3	3	4
ICM 52	No. of Bars- FE 500(50Kg/mm ²)	1	1	1	2	2	3	5	6	8
	No. of Bars- FE 500D(60Kg/mm ²)	...	1	1	1	2	3	4	6	8
	No. of Bars- FE 550D(70Kg/mm ²)/FE 600	...	1	1	1	2	3	4	6	7
	No. of Bars- FE 500S(78 Kg/mm ²)	1	1	2	3	4	6	7
ICM 55	No. of Bars- FE 500(50Kg/mm ²)	1	1	1	1	2	3	5	6	8
	No. of Bars- FE 500D(60Kg/mm ²)	1	1	1	1	2	3	5	6	8
	No. of Bars- FE 550D(70Kg/mm ²)/FE 600	1	1	1	1	2	3	5	6	8
	No. of Bars- FE 500S(78 Kg/mm ²)	1	1	1	1	2	3	5	6	8

FEATURES OF INNOMAC BAR CUTTING MACHINE



- All critical parts of the machine are designed and tested by FEA Software to achieve best performance.
- Tool Box: Innomac is introducing toolbox in cutting machine for the first time in the industry which can be used to store tools and spares like allen key set, blades
- Hour Meter : Innomac is introducing Hour meter for the first time in cutting and bending machinery, this helps P&M team to monitor machine utilization and plan scheduled maintenance.
- All models are provided with best in the industries DOL starter with built in additional safety for over and under voltage protection and reverse rotation
- Ergonomically designed hand lever is easy to operate using operator body weight and need less effort & safe operation from front side.
- Cast wheels are provided as a default option with all variants which aid in easy movement of a machine at site.
- All gears are precision helical gears which are smoother, quieter and more efficient than primitive spur gear design.
- All models come with motors of uniblock heavy-duty motors.
- All models come with safety plate with handle interlock, which provide additional safety as the operating lever will be locked when safety plate is in open position.
- Special cutting blade designed to cut TMT bars up to 25HRC (Optional)



INNOMAC®
machines with global innovation...



BAR BENDING MACHINE

INNOMAC Designs, Manufacture and supply the range of TMT Rebar Bending Machines. Our Machines are highly efficient, safe and durable with advanced features. Quality stands first for INNOMAC and our machines reflect it in every aspect.

SPECIFICATION

Model	Model Capacity	Bend Wheel RPM	Overall Size L X B X H (mm)	Overall Weight	Bend Wheel Dia (mm)	Max Bend Radius	Bushes Supplied
IBM 42	3.7 kw / 5.0 HP 1440 RPM	9.05	710 x 820 x 970	338	350	4D for Ø25 3D for Ø32	Ø60, Ø70 Ø100, Ø120
IBM 52	4.0 kw / 5.5 HP 1440 RPM	9.05	868 x 950 x 963	399	426	5D for Ø32 4D for Ø36	Ø60, Ø70, Ø100, Ø120, Ø160
IBM 55	5.5 kw / 7.5 HP 1440 RPM	5.05	990 x 950 x 1110	580	500	6D for Ø36 5D for Ø40	Ø60, Ø70, Ø100, Ø120, Ø160, Ø220

CAPACITY CHART

BAR BENDING MACHINE										
Model	Bars Specification	Bars Diameter in mm								
		40	36	32	25	20	16	12	10	8
IBM 42	No. of Bars- FE 500(50Kg/mm2)	...	1	1	1	2	3	3	4	6
	No. of Bars- FE 500D(60Kg/mm2)	1	1	1	2	3	4	5
	No. of Bars- FE 550D(70Kg/mm2)/FE 600	1	1	1	2	3	4	5
	No. of Bars- FE 500S(78 Kg/mm2)	1	1	2	3	4	5
IBM 52	No. of Bars- FE 500(50Kg/mm2)	1	1	1	2	2	3	5	6	8
	No. of Bars- FE 500D(60Kg/mm2)	...	1	1	1	2	3	4	6	8
	No. of Bars- FE 550D(70Kg/mm2)/FE 600	...	1	1	1	2	3	4	5	7
	No. of Bars- FE 500S(78 Kg/mm2)	1	1	2	3	4	5	7
IBM 55	No. of Bars- FE 500(50Kg/mm2)	1	1	1	2	2	3	5	7	8
	No. of Bars- FE 500D(60Kg/mm2)	1	1	1	2	2	3	5	7	8
	No. of Bars- FE 550D(70Kg/mm2)/FE 600	1	1	1	2	2	3	5	6	8
	No. of Bars- FE 500S(78 Kg/mm2)	1	1	1	2	2	3	5	6	8

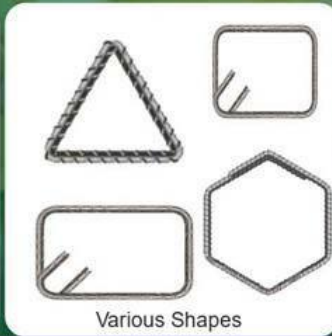
FEATURES OF INNOMAC BAR BENDING MACHINE



- Hour Meter : Innomac is introducing hour meter for the first time in cutting and bending machines. This helps P&M team to monitor machine utilization and plan scheduled Maintenance.
- 4 Pre-Set Angles: Innomac is the first in India to introduce and supply 4 pre-set angles (30,40,60,90) PLC control system. Machine is controlled by a PLC instead of tradition relay system for trouble free operation
- PLC Panel placed on operator side for ease of service ability.
- Maintenance free electrical braking system, Imported fully enclosed IP55 foot pedal.
- Moly grease filled planetary gear box Lubricated for life
- Rigid sliding block with C-Guide provides more ruggedness
- Completely powder coated machine body for better protection and aesthetics.
- All pins and bushes with hard chrome plating for better protection.
- Rigid and easily accessible grouting legs for easy grouting and better machine rigidity.
- Wider lifting lugs for ease of operation



INNOMAC[®]
machines with global innovation...



STIRRUP BENDING MACHINE

INNOMAC Designs, Manufacture and supply the range of Rebar Stirrup Bending Machines. Our machines are highly efficient, Safe and durable with advanced features. Quality stands first for INNOMAC and our machines reflect it in every aspect.

SPECIFICATION

Machine Model	Motor Capacity	Bend Wheel RPM	Overall wt (KG)	Overall Size LxWxH(mm)	Bend Wheel Dia(mm)	Pins (mm)
IBM 16	0.75 kw/1.0HP 1440 RPM	12	130	1520x580x970	190	∅ 20, ∅ 25

CAPACITY CHART

Model	Nominal Dia in mm	Number of Bars			
		16	12	10	8
IBM 16	Bar Specifications				
	No. of Bar - FE 500 (50kg / mm ²)	1	1	2	5
	No. of Bar - FE 500 (60kg / mm ²)		1	2	4
	No. of Bar - FE 550D/600 (70kg / mm ²)			1	4



INNOMAC[®]
machines with global innovation...



Various Shapes



SPIRAL BENDING MACHINE

INNOMAC Designs, Manufacture and supply the range of Rebar Spiral Bending Machines. Our machines are highly efficient, Safe and durable with advanced features. Quality stands first for INNOMAC and our machines reflect it in every aspect.

SPECIFICATION

Machine Model	Motor Capacity	Bend Wheel RPM	Overall wt (KG)	Overall Size LxWxH(mm)
ISM 52	3.75 kw/5.0 HP 1440 RPM	9.05	380	1520x580x970

CAPACITY CHART

Nominal Bar Dia (mm)	20	16	12	10	8	6
Ring Dia Min (mm)	800	450	350	300	275	250



INNOMAC[®]
machines with global innovation...



SCRAP BAR STRAIGHTENING MACHINE

INNOMAC Designs, Manufacture and Supply the range of Scrap Straightening Machine. Our machines are highly efficient, Safe and durable with advanced features. Quality stands first for INNOMAC and our machines reflect it in every aspect.

SPECIFICATION

Machine Model	Capacity Dia (mm)	Motor Capacity	Output Speed	Gear Box	Overall Size	Overall Wt (kg)
ISSM-12	6 - 14 mm	5.5kw/7.5 HP	15 m/min	Planetary	1340 x 930 x 1290	680

UNIQUE FEATURES OF INNOMAC SCRAP STRAIGHTENING MACHINE - ISSM 12

- In-Built Toolbox
- Hour Meter for Productivity & Maintenance Schedule.
- Wheels for Easy Mobility
- Semi-Automatic Cutting Machine.
- Siemens / Equivelent DOL Starter for highest reliability.
- Planetary Gear System in the Gear Box for higher Reliability & Efficiency.

PM HOIST SAFETY FEATURES

INNOMAC Passenger cum materials hoist, model: IPM-200 is an 100% make in India concept product designed to lift 2000 kg . It is the most robust, efficient, reliable and Safest PM Hoist for construction sites for various construction mounting applications and construction activities.

SAFETY FEATURES:

- Safety device / free fall arrestor
- Electro magnetic interlock device
- Base enclosure
- Dead mast unit
- Erection platform
- Upper limit switch
- Lower limit switch
- Override limit switch
- Over load sensor unit
- Entry door limit switch
- Exit door limit switch
- Top (Service) door limit switch
- Anti skid chequered floor plate



ERGONOMIC DESIGN:

INNOMAC Hoists are designed with FEA Compliant parts and assemblies to meet design robustness and reliability need of the equipment. The CNC Punching, bending ,CO₂ welding operations in the specific dies and fixtures makes the unit perfect and produce reduced noise and vibrations.

The Modern electric system of the LED Lighting, fan, the smooth operations of the machine with VFD drive, sliding door system, joystick operations with the option of overload cut off, floor selector and emergency switch panel make the operator more comfortable and confident to use the machine and remain fatigue free.

PM HOIST TECHNICAL SPECIFICATIONS

SL.No.	SPECIFICATION	IPM200
1	Capacity	2000 kg
2	Speed	30m /min - 45 m /min
3	Height (Max)	150 m
4	Rect. Cage (Inside) LxWxH	3.0 x 1.4 x 2.1 m
5	Rack Gear module	5
6	Safety Device	SAJ40-1.2
7	Mast size	Square-450X450X1508mm Round Tube Ø60.3
8	Mast weight	69Kg
9	Wall Tie Interval	6 m
10	Cable Guide Interval	6 m
11	Erection Crane	Yes, Electrical 1Kw, 1phase power
12	Power cable guide system	Cable trolley / Cable Drum / Bus
13	Standard Foundations Details (LxBxH)	3.8 x 2.7 x 0.3 m

ELECTRICAL DATA

14	Motor Power	2X11Kw (50Hz)/2X15Kw(50Hz)
15	VFD	30/37 Kw
		Mitsubishi / Schneider
16	Power Supply	400V (±5%)

SL.No.	Standard Features	SL.No.	Standard Features
1	Ground Enclosure	8	VFD
2	Safety limit switches	9	Document Holder
3	Cabin Light	10	Load cells
4	Fan	11	Erection Platform
5	Safety alarm	12	Cable Drum
6	Hour Meter	13	Jib Crane System
7	First Aid box		

Sl.No	Optional Features
1	Floor Selector System
2	HMI with Touch Screen Display
3	Biometric Control
4	Fire Extinguisher
5	Cable Trolley System
6	Bus Bar System

NOTE : Please enquire about the lift shaft application hoists with our executive

PASSENGER CUM MATERIAL HOIST

SAFETY DEVICE

We are using SRIBS brand safety device for passenger hoist cage for anti-falling which is important to ensure the safe operation of the PM Hoist machine in is running, if the cage and stall fall, then the anti-fall safety device will swing into action and the brake torque, gradually increases at a certain distance within, the cage will stop on the mast frame, and will ensure the safety of crew and equipment. The anti-vibration device mounting in the inner structure reduce the noise occurrence to a great extent and provide a smooth brake operation.



CONTROL PANELS AND LIMIT SWITCHES

The installed electrical components and tele machine limit switches or equivalent ensure a trouble-free operation. Innomac uses Schneider or equivalent premium and reliable brand electrical contactors, relay, MCB etc, they are being used here to avoid damage to electrical motor, thus reducing the frequency of breakdowns. The control Panels are well arranged and all components are made to comply IP55 protection.



SERVICE PLATFORM : WALL TIE INSTALLATION PLATFORM

An extended service platform on top of the cage helps engineers to install the masts, wall ties, and do routine machine service. The platform is a fabricated and powder-coated structure. It is hinged with cage, and rigidly supported by two chains. The platform top base is fitted with an anti-skid checkered plate.



HOT DIP GALVANISATION STRUCTURAL ITEMS

Structural components like Mast, Base Assembly, wall tie base frame carriage and cage base etc are hot dip galvanised with 80 to 100 Microns.

Hot dip galvanisation ensures a strong protective zinc coating to steel base material to prevent rusting. Zinc being more durable avoids corrosion in all extreme weather conditions. Galvanised structure is scratch resistant and high in aesthetics.



PASSENGER CUM MATERIAL HOIST

RACK & PINION FOR PRECISE CONTROL

Mast fixed with rack provides passenger and material movement up to a height of 150 mtr. and produce low vibrations while travelling between mast joints.

3D Mast design is tested under simulated load conditions in FEA software for suitability of design. Adjusting module ensures that the roller is in contact with mast at all times giving better grip. Double roller system ensures transferring of uniform load on the mast.



DRIVE UNIT

We are using reputed and proven makes of motor & Gear Box like Bonfiglioli, Rossi etc. The drive unit consists of two helical-bevel gear box with motors and it is located above the hoist cage. The drive unit pinions engage with the rack on the mast. The motor are equipped with electromagnetic disc brakes integrated with VFD, which ensure the smooth ride, start and stop. Powder coated finish increases shelf life of structure and high end protection against rust.



CAGE / CAR UNIT

The CAGE / CAR Unit is fabricated by referring IS-513 grade material along with perforation in its side walls & door, slides vertically with a half foldable exit door. This makes bridge between cage and building floor. The entry door has electro magnetic lock that can be opened only when the electric supply is given. The Dual Guide roller systems ensures the easy alignment and smooth accurate motion of the cage along the mast. The cage unit is powder coated to give corrosion free life for the unit.



LOW POWER CONSUMPTION

AVFD will only consume the power that's needed, thus saving energy compared to contactors and soft-starters, thereby increasing the machine efficiency.

Deceleration and lowering of a hoist creates regenerative energy produced by the motor. This energy can be transformed into heat using a braking resistor or conditioner and send back to the source, thus leading to net energy savings. An AC regenerative drive will redistribute that energy, which would otherwise be wasted when converted to heat with a braking resistor.



PASSENGER CUM MATERIAL HOIST

MASTS

The Masts are manufactured using reputed brand steel pipes with precise fixtures and final manufacturing by MIG welding process. Hence it helps for inter-changeability, proper butting, smooth drive for cage and high reliability. Hot dip galvanised finish with 80-100 GSM provides a strong zinc coating protective finish to prevent rust and corrosion. Galvanised finish is scratch resistant and high in aesthetics.

The heavy duty round tubes are used to make this square masts used universally.



JIB CRANE ASSEMBLY

JIB crane Assembly is an essential part of PM Hoist that aids in the building of mast assembly at the construction site and disassembling of mast sections one over the other. It is made of steel tube and is mounted on the cage top roof. During installation Jib crane is used for lifting the mast for assembly one over the other in and similar way during

un-installation. It's Hoist motor power is 1 KW a for lifting capacity of 250 Kg. Wire rope of dia 6mm is used to lift the mast up to the height of 30m with an the operating speed of 5~10 m/min.

CABLE DRUM SYSTEM

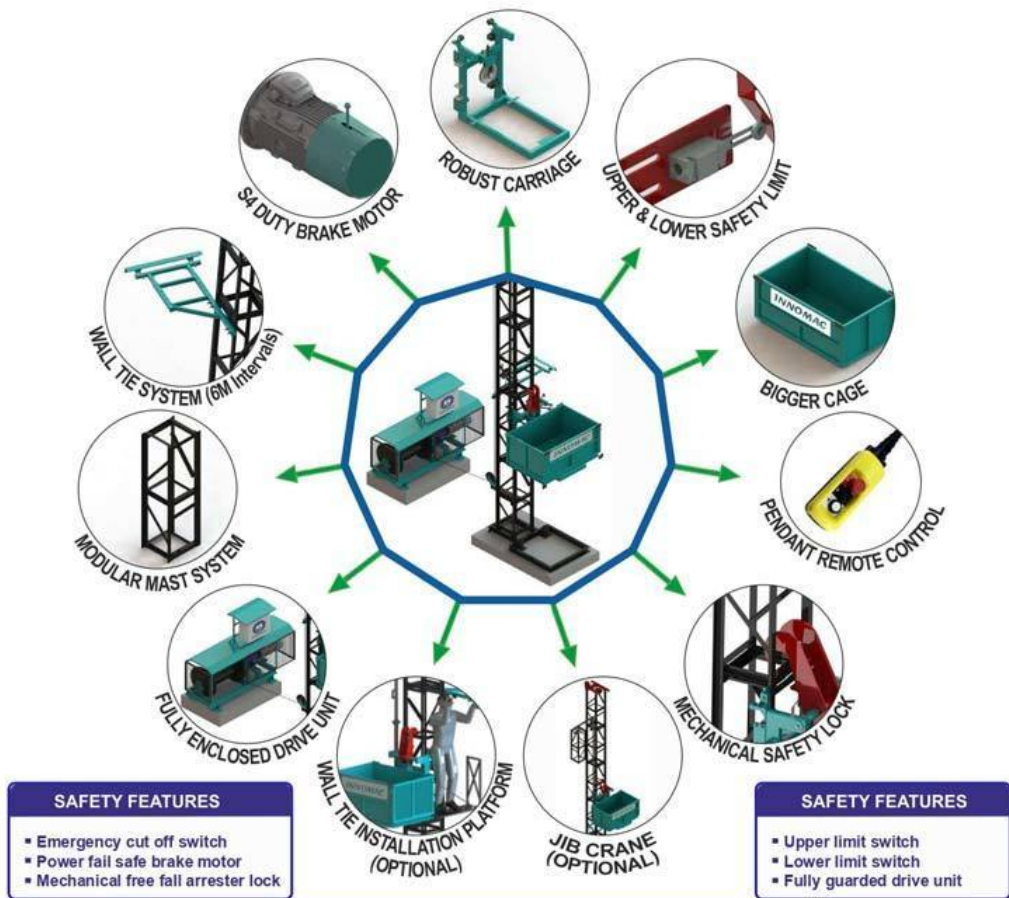
The Power cable to the PM Hoist is guided between the cable collecting drum at ground level and the cable holder fixed to the top of the cage. The cable holder arm is used to drag the main cable up and down to safely pass through the wall tie frame to avoid any physical damage to the cable. This cable is wound into the drum mounted on to the base assembly.



BUS BAR SYSTEM

This being the most advanced system in PM Hoist equipment eliminates the use of physical heavy duty power cable requirement giving an advantage of Less maintenance and chances of Low break down to the machine. Bus bar fixed to the mast of the machine are modular in design. It can be fixed to any desired height connecting one by one. In case of any fault it is easy to replace or repair only the damaged part.

KEY FEATURES OF INNOMAC MATERIAL HOIST



STANDARD ACCESSORIES :

Mechanical Safety Lock: This is a free fall protection system which automatically latches the material cage to the mast in case of any rope failure.

Hour Meter: INNOMAC has introduced Hour meter in material hoist which can help P & M team to monitor the machine utilization and plan scheduled maintenance activities.

Upper and Lower Limit Switch: All models come with safety top and bottom limit switch as a standard feature which auto cuts off the power in case of the operator missing to switch it off in time.

Emergency Shut-Off Switch: INNOMAC provides dual emergency switches, one on the control panel and another on the pendant as a standard safety feature which can be used in case of an emergency to stop the machine immediately.

Pendant Operation System: This helps the operator to control the machine easily moving around it.

Heavy Duty Gear Box: Planetary Gear Box is directly coupled with the brake motor and thus eliminates conventional belts & chains, hence is low Maintenance Technology.

Bigger Cage: INNOMAC Provides the largest cage among any brands with the size of 1250 x 830 x 610 mm this helps to carry big volume Materials, concrete blocks and other items up to the rated net capacity of the equipment.

Masts: The Masts are Designed for highest reliability factor, made on necessary jigs and fixtures to ensure interchangeability and perfection of fabrication.

Wall Ties: This eliminates the scaffolding and other arrangement costs for installing the masts. The wall ties are designed for fixing at 6-meter intervals.

Jib Crane Unit (Optional) : Special attachment with manual winch to ensure safe & easy erection of mast structure / tower.

Wall tie Installation Platform (Optional) : INNOMAC has introduced wall tie installation platform for the first time in India for material hoists

INNOMAC MATERIAL HOIST : IMH -1000 & IMH-1500



Material Hoist
(Standard Machine)



Tiltable Concrete Bucket
(0.3 cubic mtr)(Optional)



12 mtr Rebar Carrying
Attachment (Optional)



Marble / Granite
Slabs Attachment (Optional)



Glass / Facade Attachment
(Optional)

INNOMAC Material Hoist is a Rugged designed system for easy vertical material movement in construction sites offering best in class features, reliability and safety. The drive system of the machine is with latest technology In-line planetary gearbox and energy efficient reliable S-4 Duty Brake Motor. The built-in brake system in the motor provides safety by self-locking during power failure, the Machine also has a mechanical safety lock in case of any rope slips / rope damage.

SPECIFICATION

Sl.NO	Model No	IMH - 1000	IMH - 1500
1	Gross Lifting Capacity	1 Ton	1.5 Ton
2	Net lifting Capacity	800 Kgs	1200 Kgs
3	Max. Lifting Height	70 Mtrs Std, (Higher Height on Optional)	70 Mtrs Std, (Higher Height on Optional)
4	Lifting Speed	30-35 Mtrs/Min	30-35 Mtrs/min
5	Motor Capacity	10 HP, 3 Phase Brake Motor	12.5 HP, 3 Phase Brake Motor
6	Power Required	3 Phase, 50HZ,415 V AC, 14.1 Amps	3 Phase, 50HZ,415 V AC, 19 Amps
7	Rope Size	Ø12mm (6 x 36)	Ø14mm (6 x 36)
8	Mast Size (LxBxH)	500 x 400 x 1500 mm	500 x 400 x 1500 mm
9	Rectangular Cage Size (LxBxH)	1250x830x610 mm	1250x830x610 mm
10	Wall Tie Interval	6 Mtrs	6 Mtrs
11	Machine Weight (70 Mts)	3500 Kgs Approximate	4000 Kgs Approximate
12	Rebar Tray Length (Optional)	7 Mtrs	7 Mtrs
13	Rebar Lifting Capacity	550 Kgs	750 Kgs
14	Drive System	Planetary Gear Box	Planetary Gear Box

NOTE : Please enquire about the lift shaft application hoists with our executive



INNOMAC®
machines with global innovation...

ICL 300



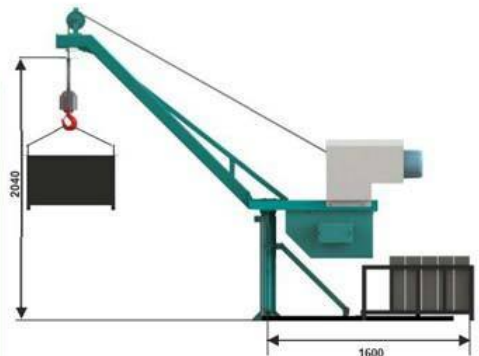
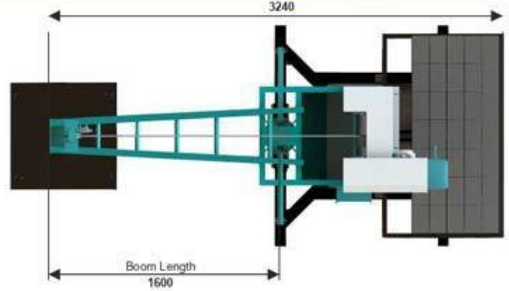

ICL 500



INNOMAC CONSTRUCTION LIFT - 300 & 500 KGS

Innomac Construction Lifts are robust in design having best in the segment features like high Operating Speed, 360° Rotation, Safety limit switch, rigid drive system and ect.
The Structure and major components are designed with FEA to meet higher reliability of the equipment.

All
Dimensions
are in mm

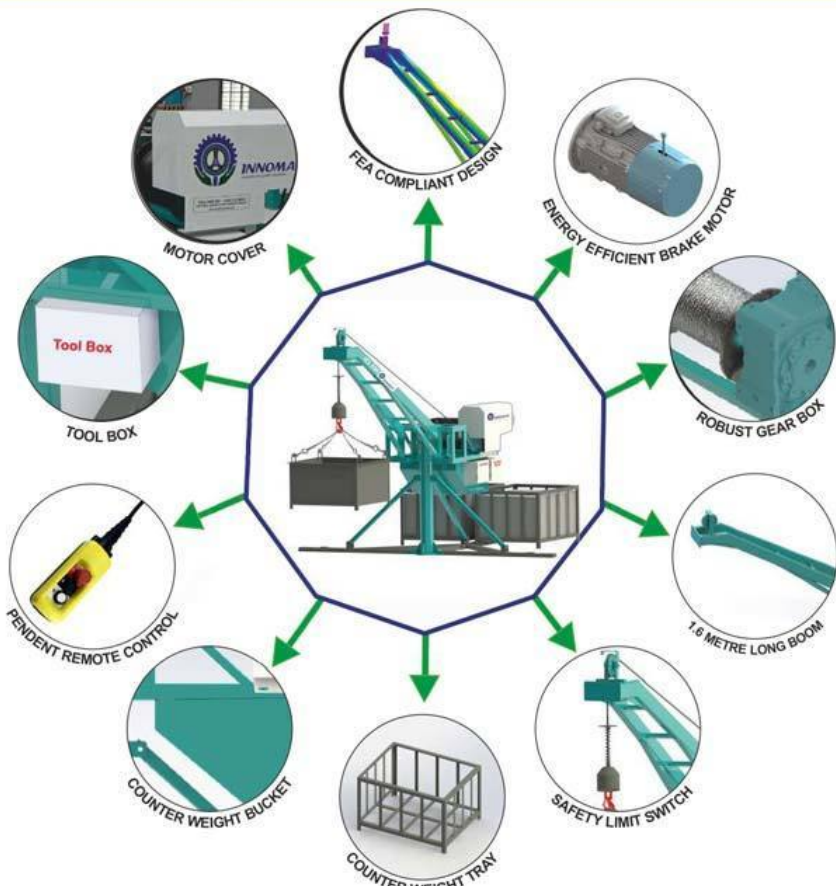


SPECIFICATION CHART

Sl.No	Model	ICL- 500	ICL- 300
1	Capacity	500 Kg	300 Kg
2	Lifting Height (mtrs)	70	70
3	Lifting Speed (max)	27 Mtr./min	27 Mtr./min
4	Motor Capacity	5HP, 1440 RPM	3HP, 1440 RPM
5	Power Required	3 Phase, 50 Hz, 415 V AC, 7.2 Amps	3 Phase, 50 Hz, 415 V AC, 5.1 Amps
6	Rotation	360°	360°
7	Rope Size	10mm (Strand 6 x 36)	8 mm (Strand 6 x 36)
8	Overall Size	3240 (L) x 1570 (W) x 2410 (H)	2960 (L) x 1410 (W) x 2150 (H)
9	Counter Weight	1200 Kg	800 Kg
10	Machine Weight	430 Kg	320 Kg

Note: Counter Weight are not in our scope

FEATURES OF INNOMAC CONSTRUCTION LIFT



NOTE : Please enquire about the customised application of the mini lift with our executive

STANDARD ACCESSORIES :

Brake Motors: Innomac is providing rugged make-in-India and energy efficient motors for longer life and higher energy efficiency. The electro-mechanical built-in brake systems ensures safety during power failures.

Robust Gear Box: This machine comes with a heavy-duty speed reduction gear box directly coupled to the rope drum, thus eliminating any belt drives.

1.6-Metre-Long Boom: This equipment provides very long boom of 1.6 meter with 500 kg capacity with a very compact footprint which is best in its segment.

Safety Limit Switch: All models come with a safety top limit switch as a standard option with auto motor cut-off, in case of operator missing to switching it off on time.

Counter Weight Tray: The machine can be attached to two rugged counter weigh trays which are specially designed to take 4" or 6" concrete blocks.

Counter Weight Bucket: Apart from the machine counterweight system we also provide a boom counterweight system to balance the weight of the boom.

Pendant Operation Control: Machine is controlled by a relay-based control panel which auto cuts off in case of overload, over traverse. The operator buttons are mounted through the remote pendant for easy of operation.

Tool Box: Innomac has introduced tool box in mini-lift for the first time in the industry, which can be used to store tools or any ready spare parts.

Winch Motor Cover: The machine comes with fully guarded motor and gear box which provides safety and protection.

FEA Complaint Design: The machine is tested and verified both practically and by FEA software to get the best performance of the machine.

OPTIONAL ACCESSORIES :

Brick Handling Tray : Specially designed, mesh covered tray for lifting concrete blocks in construction sites.

Sand/Concrete Tray : Specially designed robust structure concrete tray with no leakage.

Load Cell : This acts as a overload protection when the load crosses 500KG.

Counter Weight : Specially designed high grade concrete counter weight with steel enclosure and handle for longer life.



INNOMAC[®]
machines with global innovation...



INNOMAC SCAFFOLDING LIFT

INNOMAC Designs, Manufacture and Supply the range of Scaffolding lift. Our machines are highly efficient, Safe and durable with advanced features. Quality stands first for INNOMAC and our machines reflect it in every aspect.

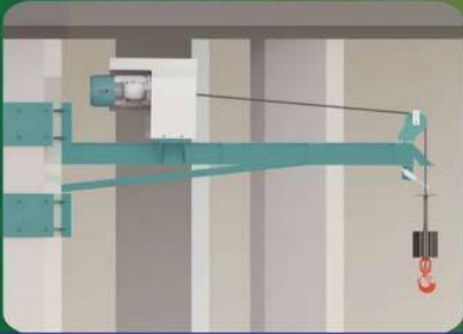
SPECIFICATION

MODEL NO	ISL – 100R
MAXIMUM HEIGHT	90 MTRS.
MAX. WEIGHT CARRYING CAPACITY	100 KGS.
LIFTING/LOWERING SPEED (max)	70 METRE / MIN
MOTOR CAPACITY	3 HP 3-PHASE BRAKE MOTOR
COUNTER WEIGHT	210 KG MINIMUM (Buyer's Scope)
MACHINE WEIGHT	250 KG (APPROX)
BOOM OUT REACH FROM WALL	2.4 to 2.8M
BOOM LENGTH ADJUSTMENT	YES
BOOM ROTATION	NO
WHEEL FOR MOVEMENT	YES (04 NO'S WITH LOCKING SYSTEM)
OVERALL DIMENSION	5500MM X 1200MM X 3000MM
STEEL WIRE ROPE	Ø 8 MM (6X36)

NOTE : Please enquire about the customised application of the Scaffolding Lift with our executive



INNOMAC[®]
machines with global innovation...



INNOMAC COLUMN MOUNT HOIST

INNOMAC Designs, Manufacture and Supply the range of Column Mount Hoist. Our machines are highly efficient, Safe and durable with advanced features. Quality stands first for INNOMAC and our machines reflect it in every aspect.

SPECIFICATION

MODEL NO	ICH - 500
CAPACITY (KGS)	500
LIFTING HEIGHT(MTR)	70
LIFTING SPEED(MTR/MIN)	27
MAIN DRIVE (PHASE / HP)	3/5
ROTATION	180 ^o
ROPE SIZE	10MM (6 X 36)
MACHINE WEIGHT (KG)	317
DIMENSIONS	3190 X 1235 X 750
DRIVE SYSTEM	WORM GEAR BOX

NOTE : Please enquire about the customised application of the Column Mount Hoist with our executive



INNOMAC®
machines with global innovation...



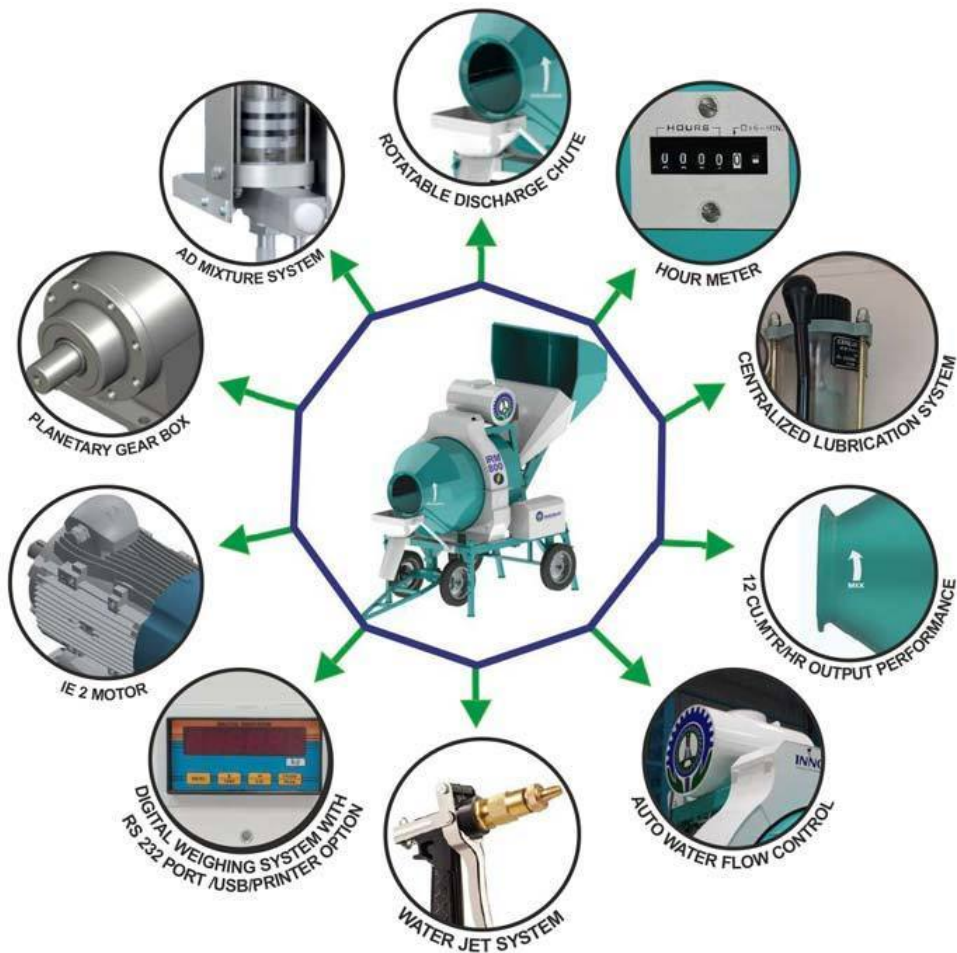
REVERSIBLE CONCRETE MIXER

INNOMAC Designs, Manufacture and supply the range of Reversible Concrete Mixer. Our machines are highly efficient, Safe and durable with advanced features. Quality stands first for INNOMAC and our machines reflect it in every aspect.

SPECIFICATION

Sl.NO	Description	Model : IRM 800
1	Model No	IRM - 800 Electric
2	Batch Capacity(Ltr)	600
3	Output Capacity Cu. m / hr	12
4	Drum Speed (RPM)	15
5	Main Drive (Phase/HP)	3-Phase / 10-HP
6	Water Tank Capacity(Ltr)	170
7	Water Pump (Discharge)	1
8	Water Pump (Charge)	0.5
9	Hopper / Bin	Standard :2 Bins. Optional: 1 & 3 Bins
10	Pneumatic Wheels/Pin Type(Nos)	4 (6.00-16)
11	Lubrication System	Centralized,Oil - Manual
12	Dimensions	4300x2000x2900
13	Drive System	Planetary Gear Box
14	Vibrating Motors (HP)	0.5

FEATURES OF INNOMAC REVERSIBLE MIXER



STANDARD ACCESSORIES :

Hour Meter: IRM 800 comes with hour meter which helps P&M team to Monitor utilization and plan scheduled maintenance.

Centralised Lubrication System: Machine is built with centralised lubrication system to reduce the efforts of lubricating all bearings periodically.

Digital Weighing System: The machine comes with load cell and digital display window with a provision of RS 232/ USB port and printer facility as an option.

IE 2 Motors & Planetary Gear Box: Machine is powered by 3 Phase 10 HP Induction motor and oil filled planetary gear box which reduces power loss during transmission and eliminates maintenance risks

Hopper Bins: 2 Bins are provided for loading the material in standard version. Bin Nos. may vary from 1 to 3 upon requirement.

Foot Rest & Handle: Innomac has given foot rest and maintenance assist handle to help operator in reaching parts at heights.

Tool Box: Machine comes with inbuilt tool box containing necessary tools required for maintenance.

OPTIONAL ACCESSORIES :

Discharge Chute: Innomac is providing rotatable discharge chute for the first time in IRM 800 to assist the operator in controlling the flow direction of discharged concrete mix.

Auto Water Flow Control: System comes with provision of both manual & auto control of water flow into the drum

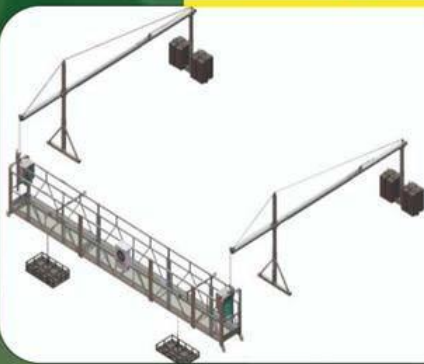
Water Jet Gun: Innomac has introduced water jet gun to help the operator in cleaning the machine after work

Admixture System: The machine comes with manual Ad-mixture pump with measuring scale on it, which helps users in controlling the required quantity of ad-mixture liquid.

Concrete Tray: Specially designed, Robust structure concrete tray will be given to increase the efficiency of the job.



INNOMAC[®]
machines with global innovation...



ROPE SUSPENDED PLATFORMS

INNOMAC Rope Suspended Platform are with various models suiting to different application. Our machines are highly efficient, safe and durable with advanced features. Quality stands first for INNOMAC and our machines reflect it in every aspect.

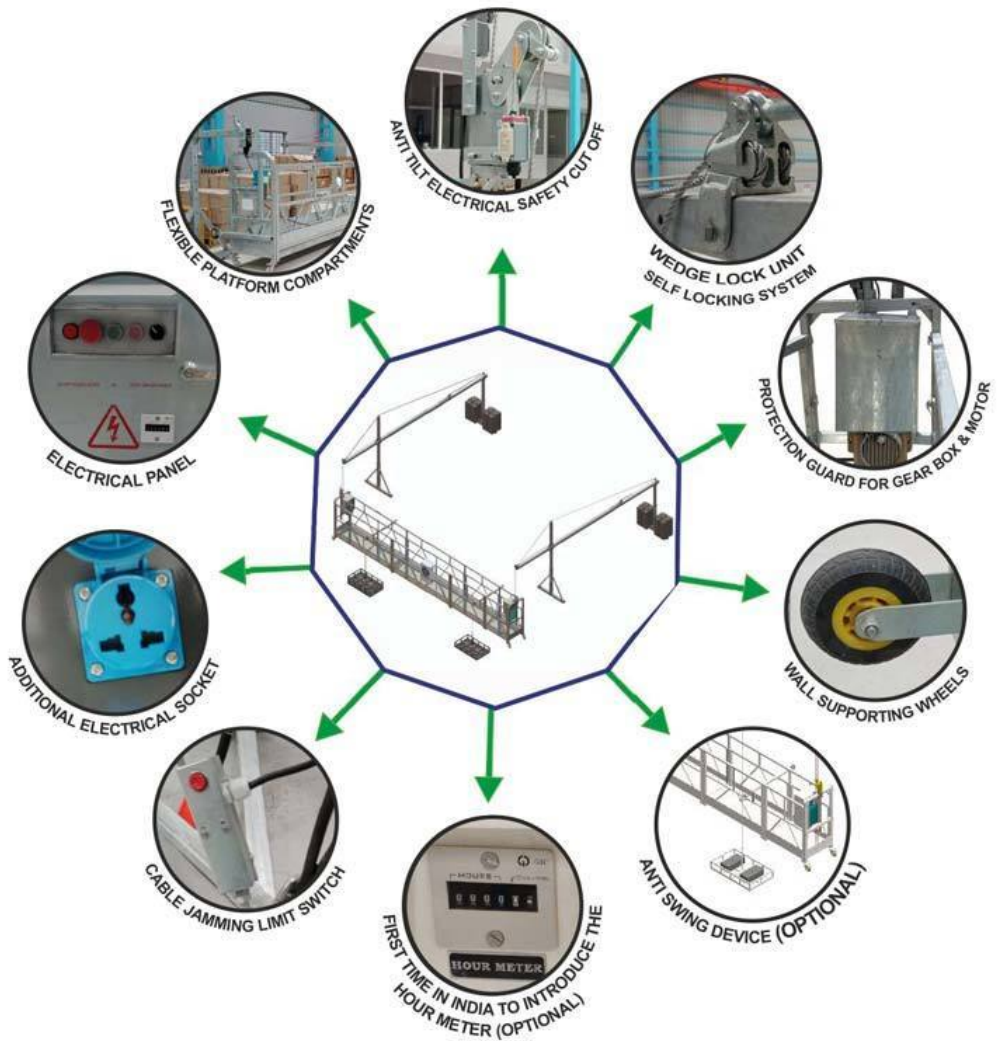
SPECIFICATION

Model No.	ISP800P / ISP800B	ISP1000P / ISP1000B
Rated Load(kg)	800	1000
Lifting Speed(mtrs/per min)	8 - 9	8 - 9
Motor Power(kw)	2 x 1.8Kw 50HZ	2 No's x 2.2Kw, 50HZ/60HZ
Brake Torque(Nm)	16	16
Anti Tilt Locking	3°-8°	3°-8°
Locking Distance	=100	=100
Suspended Platform	Hot Dip Galvanized Steel	Hot Dip Galvanized Steel
LxWxH(mm)	(2500x2+1500x1+1000x1)=7500x1000x690	(2500x2+1500x1+1000x1)=7500x690x1000
Weight(kg)	540Kg (Approx.)	540Kg (Approx.)
Suspending Mechanism(kg's)	2x175 Kg's	2x175 Kg's
Total Machine Weight (Kg's)	760 Kg's (Approx.)	800 Kg's (Approx.)
Counter Weight(kg) optional	25 x40pcs	25x48pcs
Diameter of Steel Rope(mm)	Ø 9.1	Ø 10.2
Standard Working Height(m)	100Mtrs	100Mtrs
Motor Rotation Speed(per/min)	1420	1420
Voltage(v) 3PHASES	220V/380V/415V (customized)	220V/380V/415V (customized)

Optional Customised Accessories Available

- Platform for curved Surface Application
- Side Extension
- Anti Swing Device
- Front Foldable Extension
- Wider platform for 9m, 12m, 15mtrs & 20mtrs Length
- Load Cells
- Parapet Clamps

FEATURES OF INNOMAC ROPE SUSPENDED PLATFORM



Applications of Suspended Working Platform:

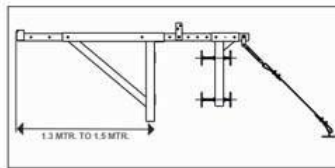
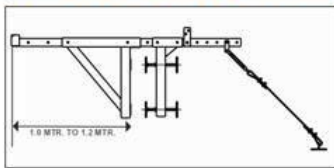
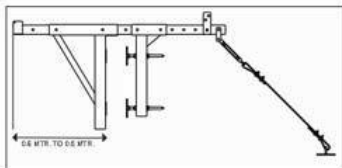
- Cleaning and maintaining of the exterior wall of high rise-buildings.
- Painting, decoration and refurbishing of exterior wall of buildings.
- Installation projects and other construction works on outer walls of high-rise buildings.
- Aerial working of ship, large towers, bridges dams and large chimneys.
- Installation and maintenance of high-rise building's elevator hoist way, shipbuilding industry, seagoing vessel, warships welding, etc.

Advantages of Suspended Working Platform:

- Suspended working platforms are designed and constructed in modular form. Hence it can be mounted in any size from 1.5 - 7.5 meters.
- The connection of the individual parts of the structure in each unit is made with nuts and bolts.
- The suspended platform is equipped with wheels for easy movement around the construction site.
- The working platform has bolt type and pin type joints.
- Modular design. Easy to disassemble, assemble operate and maintain.
- Lifting height can be adjusted according to requirement (Maximum 100 Meters)

VARIOUS OPTIONS, ACCESSORIES & SUSPENDED PLATFORM

1. TYPES OF PARAPET CLAMP



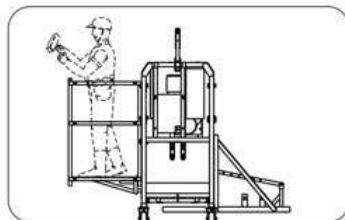
In places where the site condition is not favorable for the placement of roof supporting device a parapet clamps are provided. We offer 3 types of parapet clamps which comes in 3 different lengths with a lifting capacity of 800 Kg.

2. FRONT FOLDABLE EXTENSION



STANDARD FOLDABLE EXTENSION

Innomac provides the Standard Front Foldable Extension with the Platform Length of 0.69M and Platform Width of 1M. This Front Foldable Extension gives access to labor at building projection up to 1 Mtr. This system can be positioned at any position throughout the platform length.



OVERVIEW LINE DIAGRAM



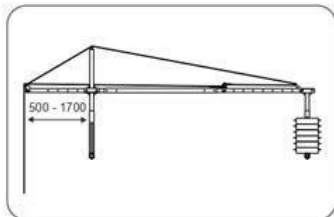
1.0 Mtr. CUSTOMIZED FOLDABLE EXTENSION

Innomac provides the Customized Front Foldable Extension with the Platform Length Up to 1.2M and Platform Width of 1M. This Special Front Foldable Extension gives access to labor at building projection up to 1.5M to 1.8M This system can also be positioned at any position throughout the platform length.



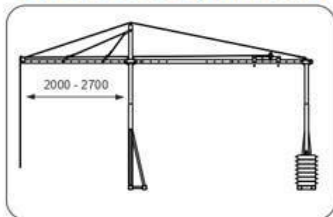
1.2 Mtr. CUSTOMIZED FOLDABLE EXTENSION

3. ROPE SUSPENSION UNIT



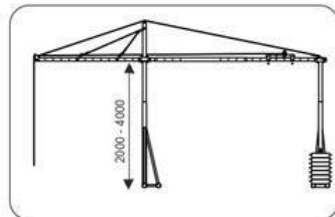
STANDARD ROPE SUSPENSION UNIT

Innomac provides the Rope Suspension Unit with 0.5M to 1.7 Mtr. Outreach / Long Beam adjustment and 1.1M to 1.7M Height / High Beam adjustment.



LONG BEAM ROPE SUSPENSION UNIT

Innomac provides the Customized Rope Suspension Unit with 2M to 2.7 Mtr. Outreach / Long Beam adjustment based on Customer Requirement & Site Conditions. This will be used when the building Elevation designs are made with more projection.



HIGH BEAM ROPE SUSPENSION UNIT

Innomac provides the Customized Rope Suspension Unit with 2M to 4.0M Height / High Beam adjustment. Based on Customer Requirement & Site Conditions. This will be used when the building Elevation designs are made with more projection than the terrace level.

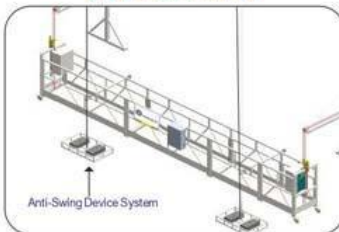
VARIOUS TYPES & APPLICATIONS, ROPE SUSPENDED PLATFORM

4. ADJUSTABLE "W" FRAMES



The Adjustable "W" – Frames based on the Customer requirement and Site Conditions. Special "W" Type' frame gives access to labor even at building corners. This ensures that with minimum distance between roof supporting device, you can use entire 7.5 mtr. platform length.

5. ANTI-SWING DEVICE



Anti-Swing Device System

Innomac providing Anti-Swing Device system to avoid the swing movement of cradle while working.

6. PLATFORM SHADE



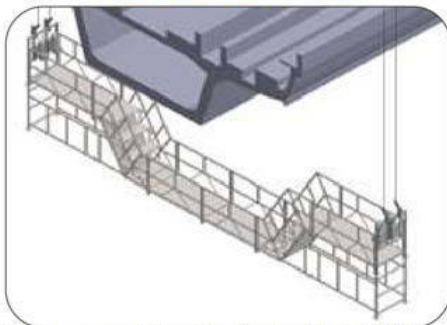
A platform shade can be used to avoid any fall of objects like Sand, Cement, Concrete or any Debris from the above on to the person working on the platform.

7. LIFT SHAFT CRADLE



Innomac providing Customized Lift Shaft Cradle as per Customer requirement and Site conditions. This lift shaft cradle can be used in Lift Shaft Maintenance.

8. UNDER BRIDGE CUSTOMIZED ISP



Innomac providing Customized Under Bridge Working Platforms as per Customer requirement and Site conditions. This can be used in all types of Road Bridges, Above Sea Bridges and Metro Bridges

9. CIRCULAR CRADLE



Innomac providing Customized Circular Cradle as per Customer requirement and Site conditions. This circular cradle can be used in Chimineas.

10. CUSTOMIZED ROPE SUSPENSION UNIT (3.5M H & 2.5M L)



11. 15 Mts WORKING PLATFORM



12. 21Mts UNDER BRIDGE WORKING PLATFORM



INNOMAC BMU

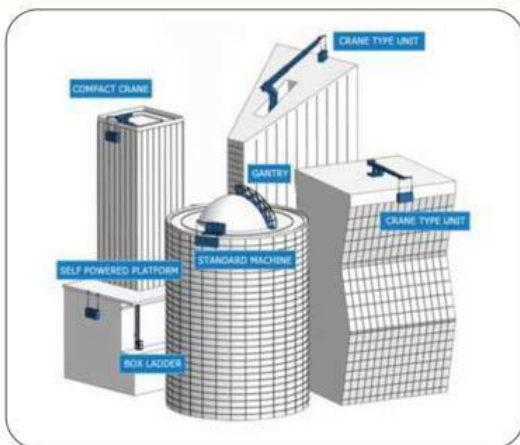
INNOMAC Design, maintenance, supply and install the range of Building Maintenance Units (BMU) for all kinds of high rise buildings, offices, complexes Malls etc's., based on the customers and building requirements

The design and manufacturing standard, monitored with highest quality standards

A building maintenance unit (BMU) is an automatic, remote-controlled, or mechanical device, usually suspended from the roof, which moves systematically over some surface of a structure while carrying human along with window cleaning accessories. BMU's will suits for both exterior and interior structure of a building based on requirement.

WE CAN OFFER

- Roof and Parapet mounted Machines
- Monorail Systems
- All Types of Davit Systems
- Self Powered Cradle
- Gantry Systems
- Temporary Access Solutions
- Life Line & Fall Arrest Systems.



OUR CERTIFICATION



Certificate of Compliance

We hereby declare that all the technical files of product comply with the requirement of distributor
Machinery Di vision 2005/CEC

Applicant:
Name: INNOMAC ENGINEERING INDUSTRIES PRIVATE LIMITED

Address:
13, 3RD FLOOR, 1ST BLOCK, NARAYANA PAGAR, ANJANAPURA MARI ROAD, DODDA KALLASANDRA, BANGALORE - 56002, KARNATAKA, INDIA

Product:
MANUFACTURE AND SUPPLY OF BAR CUTTING MACHINES, BAR BENDING MACHINES, SUSPENDED ROOF PLATFORMS, CONCRETE MIXER, MULTIFUNCTIONAL MATERIAL, FORM, PASSENGER CUM MATERIAL, HOIST, BUILDING MAINTENANCE UNIT AND SPARE PARTS

Complying with the requirements applicable to it

This Certification body has performed an audit of the above product quality system covering the design, manufacture and final inspection of the certified product. The quality system has been assessed, approved and is subject to continuous surveillance according to the Machinery Directive 2006/CEC

The certificate is issued under the following conditions:
It applies only to the quality system established for the manufacture of above mentioned machine and it does not substitute the design or type examination procedure, if required.
The certificate remains valid only for manufacturing conditions in the quality system as it changed.
The certificate validity is conditional to positive results or surveillance audits.
After lifting the relevant CE legislation, the manufacturer shall affix to each product, of the above referenced model.
The CE mark as shown above can be used, under the responsibility of the manufacturer, after completion of an EC Declaration of conformity and compliance with all relevant CE Directives. The statement is based on a single evaluation of one sample of above mentioned product. It does not imply an assessment of the whole production.

Certificate No. QVA (LHV) 28-272/2021


Certificate can be verified at www.egac.in

Date of Certification: 27th June 2021
1st Surveillance Due: 26th June 2024
2nd Surveillance Due: 26th June 2025
Certificate Expiry (Subject to the company maintaining compliance): 26th June 2025

Registered Authorized Signatory



QVA Certificate
QVA Address: Mansard Avenue, 9th Washington, G.C. 2000
Validity of certificate is subject to annual surveillance audit to be done successfully
This certificate is the property of QVA Certificate and shall be returned immediately on request
QVA Certificate is an independent system Product and/or personnel assessment body. QVA Certificate is a member of EGAC.



Registration Certificate

This is to certify that

INNOMAC ENGINEERING INDUSTRIES PRIVATE LIMITED
13, 3RD FLOOR, 1ST BLOCK, NARAYANA PAGAR, ANJANAPURA MARI ROAD, DODDA KALLASANDRA, BANGALORE - 56002, KARNATAKA, INDIA

has been assessed by RAFL and found to comply with the requirements of

ISO 9001 : 2015

Quality Management Systems

For the following activities:
MANUFACTURE AND SUPPLY OF BAR CUTTING MACHINES, BAR BENDING MACHINES, SUSPENDED ROOF PLATFORMS, CONCRETE MIXER, MULTIFUNCTIONAL MATERIAL, FORM, PASSENGER CUM MATERIAL, HOIST, BUILDING MAINTENANCE UNIT AND SPARE PARTS.

Certificate Number: EG20407039
Date of certification: 23/01/2024
1st Surveillance on or before: 24/01/2025
2nd Surveillance on or before: 24/01/2026
Certification Valid Until: 24/01/2027



Director (Certifying)
Royal Assessments Pvt. Ltd.
302 A, Tower B, Phase 2, Plot No. 45, Sector 42, Gurgaon 122002, Haryana
www.royalassessments.com
Phone: +91 99100 20000

The Certificate remains the property of Royal Assessments Private Limited. It can be returned or replaced if it falls out or is tampered with. Validity of any certificate is subject to successful surveillance audits. RAFL is accredited by EGAC, EGAC is a member of International Accreditation Forum (IAF) and signatory of IAF.



Registration Certificate

This is to certify that

INNOMAC ENGINEERING INDUSTRIES PRIVATE LIMITED
13, 3RD FLOOR, 1ST BLOCK, NARAYANA PAGAR, ANJANAPURA MARI ROAD, DODDA KALLASANDRA, BANGALORE - 56002, KARNATAKA, INDIA

has been assessed by RAFL and found to comply with the requirements of

ISO 14001 : 2015

Environmental Management Systems

For the following activities:
MANUFACTURE AND SUPPLY OF BAR CUTTING MACHINES, BAR BENDING MACHINES, SUSPENDED ROOF PLATFORMS, CONCRETE MIXER, MULTIFUNCTIONAL MATERIAL, FORM, PASSENGER CUM MATERIAL, HOIST, BUILDING MAINTENANCE UNIT AND SPARE PARTS.

Certificate Number: EG20407204
Date of certification: 01/02/2024
1st Surveillance on or before: 31/01/2025
2nd Surveillance on or before: 31/01/2026
Certification Valid Until: 31/01/2027



Director (Certifying)
Royal Assessments Pvt. Ltd.
302 A, Tower B, Phase 2, Plot No. 45, Sector 42, Gurgaon 122002, Haryana
www.royalassessments.com
Phone: +91 99100 20000

The Certificate can be verified at www.royalassessments.com

This Certificate remains the property of Royal Assessments Private Limited. It can be returned or replaced if it falls out or is tampered with. Validity of any certificate is subject to successful surveillance audits. RAFL is accredited by EGAC, EGAC is a member of International Accreditation Forum (IAF) and signatory of IAF.



Registration Certificate

This is to certify that

INNOMAC ENGINEERING INDUSTRIES PRIVATE LIMITED
13, 3RD FLOOR, 1ST BLOCK, NARAYANA PAGAR, ANJANAPURA MARI ROAD, DODDA KALLASANDRA, BANGALORE - 56002, KARNATAKA, INDIA

has been assessed by RAFL and found to comply with the requirements of

ISO 45001 : 2018

Occupational Health and Safety Management Systems

For the following activities:
MANUFACTURE AND SUPPLY OF BAR CUTTING MACHINES, BAR BENDING MACHINES, SUSPENDED ROOF PLATFORMS, CONCRETE MIXER, MULTIFUNCTIONAL MATERIAL, FORM, PASSENGER CUM MATERIAL, HOIST, BUILDING MAINTENANCE UNIT AND SPARE PARTS.

Certificate Number: EG20407039
Date of certification: 23/01/2024
1st Surveillance on or before: 24/01/2025
2nd Surveillance on or before: 24/01/2026
Certification Valid Until: 24/01/2027



Director (Certifying)
Royal Assessments Pvt. Ltd.
302 A, Tower B, Phase 2, Plot No. 45, Sector 42, Gurgaon 122002, Haryana
www.royalassessments.com
Phone: +91 99100 20000

The Certificate can be verified at www.royalassessments.com

This Certificate remains the property of Royal Assessments Private Limited. It can be returned or replaced if it falls out or is tampered with. Validity of any certificate is subject to successful surveillance audits. RAFL is accredited by EGAC, EGAC is a member of International Accreditation Forum (IAF) and signatory of IAF.

“INNOMAC is Exporting its products to African countries, Middle East countries and Neighbouring countries. Please enquire our executives for more details”

Note: INNOMAC reserves its rights to modification or change the specification and features, without any prior notice to costumers. This is due to continues improvement and development process.

TESTIMONIAL



“We, Larsen & Toubro Ltd. are happy to share that we own INNOMAC Manufactured machines at our construction sites, INNOMAC is a trusted brand for us, their quality, support are excellent.”



“INNOMAC is a trusted brand for us to use their high quality of most unmatched advanced features on bar cutting & bending machines, their service support is excellent.”



“INNOMAC is our trusted brand to supply the quality & reliable with excellent service support on bar cutting & bar bending machines and material hoist.”



“INNOMAC is a trusted brand for us. Your quality, reliability and personal experience has been unmatched by any other supplier.”



“We are highly satisfied with INNOMAC products and their reliability, their sales & service team are most professional & highly flexible to meet our sites needs timely.”



“We are very delighted in using INNOMAC brand bar cutting m/c's, bar bending m/c's, materials hoists and rebar lifting hoists across our various sites. Their equipments are most reliable, maintenance free and their service supports are the best we seen.”



“We are having the big fleet of INNOMAC equipment across our sites there product & service support are out standing, we refer them to others.”



“We appreciate the coordination, timely monitoring & efficient output from the machine which considerably reduces the wastage of steel at the site.”



“The Quality, Performance & product support from Innomac is much better than the other brands equipments we are using.”



“At K M V, We are using all range of INNOMAC equipments at our Pan India sites. we are very satisfied with products technology features and their product supports.”



“We found the INNOMAC Cutting, Bending Machine, Material Hoist & Passenger Hoist are more reliable products and we are using last couple of years.”



“We are having the fleet of Innomac cutting, bending & suspended plat forms. Their product Quality, Reliability and after sales supports are Excellent.”

and many more.....

OUR VALUED CUSTOMERS



and many more.....

OUR PRESENCE IN THE COUNTRY



AHMEDABAD
BHUBANESHWAR
CHENNAI
COCHIN
DELHI
GUWAHATI
HYDERABAD
JAIPUR
KOLKATA
LUCKNOW
MUMBAI
NASIK
PATNA
RAIPUR
VIJAYAWADA
DUBAI

○ Factory / HO / RO ● Established Branch ● Upcoming Branch ● Dealer

OUR PAN INDIA CONTACTS



INNOMAC ENGINEERING INDUSTRIES PVT. LTD.

HEAD OFFICE

No. 13, 3rd Floor, 1st Block, Narayana Nagar, Anjanapura Main Road, Doddakallasandra,
Kanakapura Road, Bengaluru - 560 062 | Ph: +91 6362905518

FACTORY

Survey No. 48/1 & 48/2, Chikkabidarakallu, NH-4, Tumkur Road, Bengaluru - 560 073
Ph: +91 63629 05518 | Email: info@innomacindia.com

BRANCHES

(Karnataka & Kerala : +91 8088901765 / 6362905522 | Tamilnadu & Puducherry : +91 8088901768
| Telangana & Andhra Pradesh : +91 8088901767 | Bhubaneswar : +91 9040666777 | Pune : +91 6362905503
Kolkata : +91 8951359700 | Western Region : +91 8088901766 | Northern Region : +91 89049 67705
Dubai Dealership : Mobile no : +971 506447203



Bar Cutting Machine



Bar Bending Machine



Strip Bending Machine



Spiral Bending Machine



Scrap Bar Straightening Machine



Innomac Construction Lift



Building Maintenance Unit



Reversible Concrete Mixer



Column Mount



Rope Suspended Platform



Scaffolding Lift



Passenger cum Material Hoist



Rebar Material Hoist



Marble / Granite Slabs Handling



Material Hoist